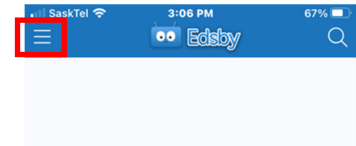




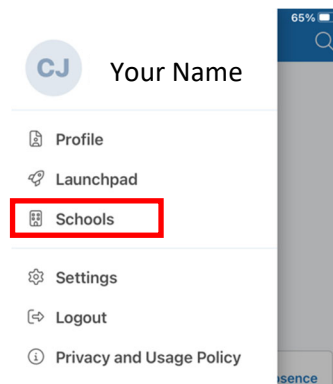
Accessing School Documents from the Edsby App

There are some documents that schools may choose to share with parents from year to year. Here is how you can access these documents from your phone.

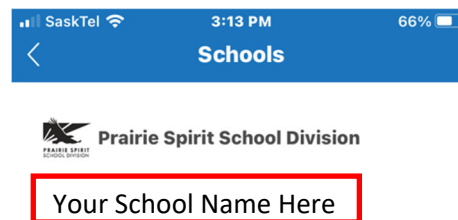
STEP 1: From your home screen, click on the three horizontal bars in the top left corner of the screen



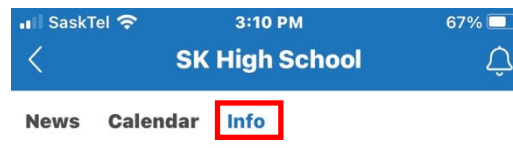
STEP 2: Click on "Schools".



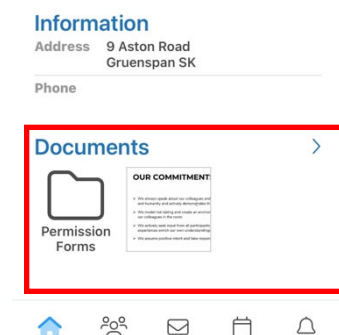
STEP 3: Click on the name of your school.



STEP 4: Click on "Info".



STEP 5: Scroll down and click on "Documents".



Your school may have things organized in folders. Please do not hesitate to contact the admin assistant at your school if you are having trouble finding a document.